



Board of County Commissioners Agenda Request

11A

Agenda Item #

Requested Meeting Date: April 14, 2026

Title of Item: Health & Human Services 2025 Annual Report

<input checked="" type="checkbox"/> REGULAR AGENDA <input type="checkbox"/> CONSENT AGENDA	Action Requested: <input type="checkbox"/> Approve/Deny Motion <input type="checkbox"/> Adopt Resolution (attach draft) <input type="checkbox"/> Hold Public Hearing <i>*provide copy of hearing notice that was published</i>	<input type="checkbox"/> Direction Requested <input type="checkbox"/> Discussion Item <input checked="" type="checkbox"/> Information Only
Submitted by: Paula Arimborgo		Department: H&HS Administration
Presenter (Name and Title): Sarah Pratt, H&HS Director		Estimated Time Needed: 30 minutes
Summary of Issue: A presentation on Health & Human Services 2025 Annual Report. This report provides key highlights from 2023-2025 focusing on major programs, services, and financial metrics.		
Alternatives, Options, Effects on Others/Comments: 		
Recommended Action/Motion: 		
Financial Impact: <i>Is there a cost associated with this request?</i> <input type="checkbox"/> Yes <input type="checkbox"/> No <i>What is the total cost, with tax and shipping? \$</i> <i>Is this budgeted?</i> <input type="checkbox"/> Yes <input type="checkbox"/> No <i>Please Explain:</i>		



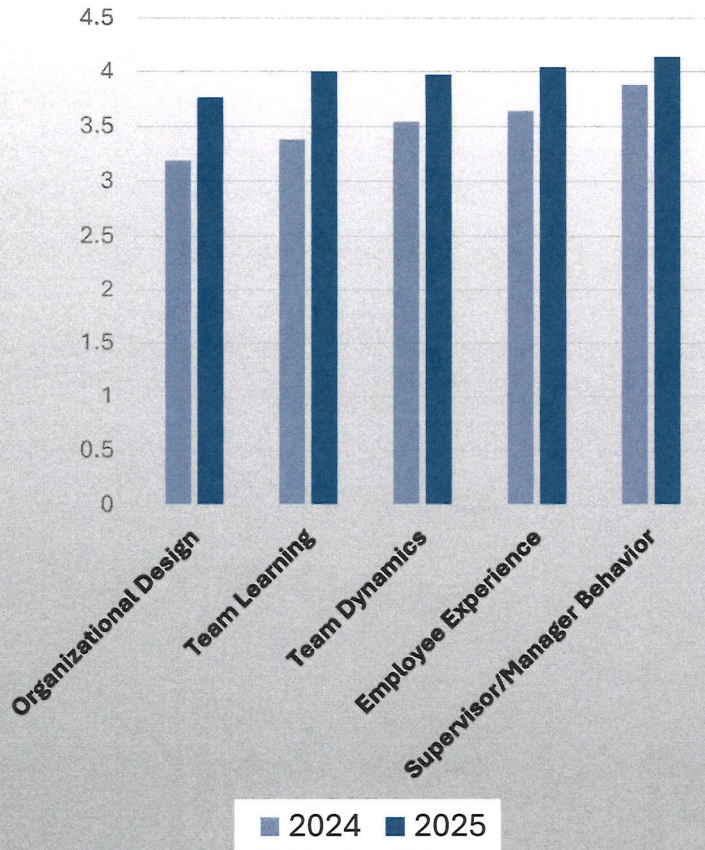
HEALTH & HUMAN SERVICES 2025 ANNUAL REPORT

PRESENTATION OVERVIEW

Mission: To provide outstanding service in a fiscally responsible manner through innovation and collaboration with respect for all.

- ▶ Psychological Safety Survey
- ▶ Strategic Plan Initiatives
- ▶ HHS Programs
 - ▶ Behavioral Health
 - ▶ Child & Family Services
 - ▶ Home & Community Based Services
 - ▶ Financial Assistance
 - ▶ Child Support
 - ▶ Public Health
- ▶ Staffing
- ▶ Financial Recovery
- ▶ Budget
- ▶ Risks & Challenges Ahead

Survey Results



Psychological Safety Survey

- 2024 - 57 participants
- 2025 – 52 participants

STRATEGIC PLAN INITIATIVES

EMPOWER STRENGTH-BASED GROWTH

- **Gallup Clifton Strengths Assessment**
 - 100% of HHS employees completed
- **Strengths-Based Development Training**
 - ≈88% of HHS employees completed

SUPPORT EMPLOYEE-DRIVEN PROCESS INNOVATION

- **Care Convenings:** dialogue on growth mindset, self-care, & advocacy
- **Talent Flex System:** aligns tasks with strengths and developmental goals
- **Decision-Making Playbook:** transparent decision processes
- **Clarity Portal:** anonymous assumption-testing to prevent misinformation

Civil Commitments

- 2023 – 12
- 2024 – 15
- 2025 – 5

Active Adult Mental Health Cases

- 2023 – 45
- 2024 – 35
- 2025 – 32

ADULT MENTAL HEALTH

COMPREHENSIVE RE-ENTRY



Adult Protection Reports Received

- 2023 – 165
- 2024 – 115
- **2025 – 183**

Cases Opened for Investigation

- 2023 – 36
- 2024 – 45
- **2025 – 69**

Emergency Protection Services

- 2023 – 18
- 2024 – 20
- **2025 – 46**

ADULT PROTECTION SERVICES

CHILD & FAMILY SERVICES

Children Served by Children's Mental Health Case Management Services

- 2023 – 17
- 2024 – 26
- **2025 – 27**

Child Care Providers

- 2023 – 19
- 2024 – 18
- **2025 – 16**

Adult Community Residential Services Beds

- 2023 -42
- 2024 – 42
- **2025 – 38**

Child Community Residential Setting Beds

- 2023 -0
- 2024 – 2
- **2025 - 2**

Adult Family Foster Care Beds

- 2023 -23
- 2024 -23
- **2025 - 22**

LICENSING SERVICES

Child Protection Reports

- 2023 – 329
- 2024 – 294
- **2025 – 303**

Children Entered Foster Care

- 2023 – 20
- 2024 – 10
- **2025 – 9**

Children Exited Foster Care

- 2023 – 20
- 2024 – 12
- **2025 – 16**

Children in Out-of-Home Placement

- 2023 – 41
- 2024 – 38
- **2025 – 35**

CHILD PROTECTION SERVICES

	2023	2024	2025
MnCHOICES Assessments	267	299	380
Hours spent completing MnCHOICES Assessments	3,741	4,505	4,620
People served by a Disability Waiver for the year	199	224	200
Hours Documented in all Disability Waiver Case Management	6,162	8,895.25	6,690

ADULTS WITH CHRONIC ILLNESS, BRAIN INJURY, PHYSICAL DISABILITIES, AND DEVELOPMENTAL DISABILITIES

	2023	2024	2025
Hours documented in Elderly Waiver Service Coordination	6,634	6,281.25	4,900
MnCHOICES Assessments	248 Legacy	69	72
Individuals served through Family Residential and Customized Living Situations	36	36	32
Individuals served through the Elderly Waiver & Alternative Care to help people stay in their homes	242	229	212
Individuals served through Care Coordination who reside in Community Skilled Nursing	38	29	28

SERVICES FOR OLDER ADULTS

Monthly average of individuals receiving Medical Assistance

- 2023 – 4,568
- 2024 – 3,768
- 2025 – 3,550

Monthly average of individuals receiving General Assistance or MN supplemental Assistance

- 2023 – 110
- 2024 – 116
- 2025 – 127

Households received Emergency Assistance

- 2023 – 14
- 2024 – 11
- 2025 – 7

Monthly average of Children Accessing Childcare with Assistance

- 2023 – 34
- 2024 – 38
- 2025 – 47

FINANCIAL ASSISTANCE

Minnesota Family Investment Program & Diversionary Work Program Benefits Per Month

	2023	2024	2025
Adults	23	29	44
Children	61	65	87
Households	37	48	52

Supplemental Nutrition Assistance Benefits Per Month

	2023	2024	2025
Individuals	1,225	1,196	1,238
Households	711	691	717

FINANCIAL ASSISTANCE

FINANCIAL ASSISTANCE

Medical Assistance Spending (Annual Estimate)

2023 \$45,318,694

2024 \$44,912,917

2025 \$45,938,529

Number of Persons Receiving Housing Supports – Monthly Average

- 2023 – 54
- 2024 – 58
- 2025 – 65

Average Number of Cases Per Month for All Program Types

- 2023 – 3,289
- 2024 – 2,875
- 2025 – 2,832

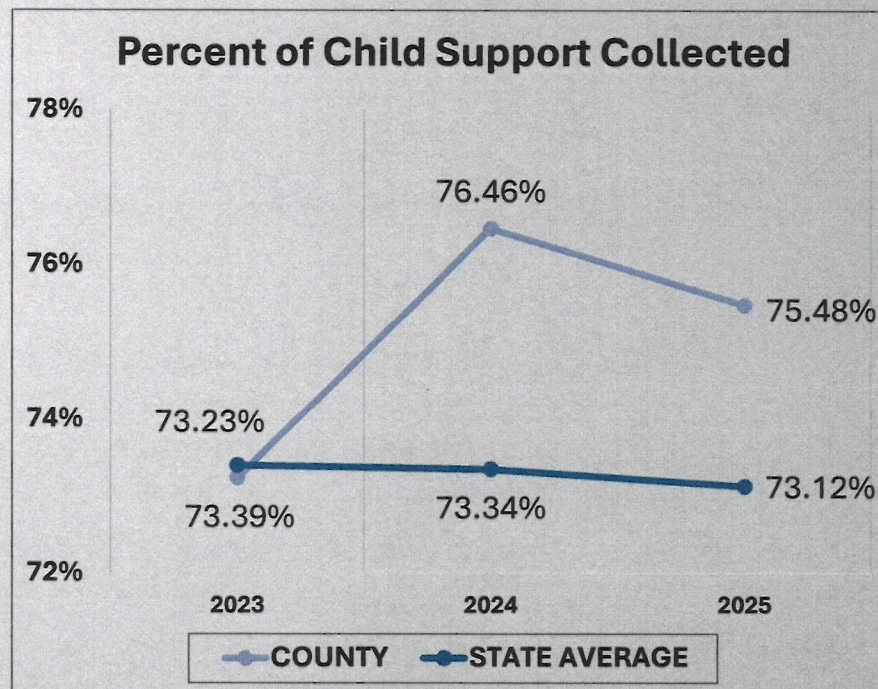
CHILD SUPPORT

Child Support Cases

- 2023 – 510
- 2024 – 489
- **2025 – 441**

Child Support Collected for Families

- 2023 – \$1,459,227
- 2024 – \$1,479,010
- **2025 – \$1,385,234**



Children Served Through Follow Along Program

- 2023 – 142
- 2024 – 139
- 2025 – 128

Children Served Through Child & Teen Checkups Program

- 2023 – 1183
- 2024 – 1163
- 2025 – 728

Home Visits By Public Health Nurses for Maternal & Child Health

- 2023 – 184
- 2024 – 143
- 2025 – 194

Reimbursement for all Billable Services

- 2023 – \$20,550
- 2024 – \$31,940
- 2025 – \$31,635

PUBLIC HEALTH PREVENTION PROGRAMS

**Number of Clinics
Held in Aitkin
County**

- 2023 – 25
- 2024 – 20
- **2025 – 11**

**Number of
Children Served at
Aitkin County
Clinics**

- 2023 – 224
- 2024 – 182
- **2025 – 103**

**Number of Adults
Served at Aitkin
County Clinics**

- 2023 – 11
- 2024 – 12
- **2025 – 4**

**Number of Aitkin
County Citizens
Served Through
any Clinic in MN**

- 2023 – 176
- 2024 – 249
- **2025 – 183**

CHILDREN'S DENTAL SERVICES (CDS)



**Number of
Households
Served:**

2023 – 181
2024 – 188
2025 – 178



**Number of
Participants
Served:**

2023 – 232
2024 – 221
2025 – 332



**WIC Dollars
Redeemed in
Aitkin County:**

2023 – \$177,888
2024 – \$97,673
2025 - \$213,809

**WOMEN
INFANTS AND
CHILDREN
(WIC)
PROGRAM**

Total Number of Clinics	Total Number of Locations	Total Number of People Vaccinated	Reimbursement
<ul style="list-style-type: none"> • 2023 – 40+ • 2024 – 29 • 2025 – 26 	<ul style="list-style-type: none"> • 2023 – 20 • 2024 – 15 • 2025 – 20 	<ul style="list-style-type: none"> • 2023 – 632 • 2024 – 431 • 2025 – 580 	<ul style="list-style-type: none"> • 2023 – \$17,778 • 2024 – \$126,081 • 2025 - \$43,051

DISEASE PREVENTION AND CONTROL

OPIOID SETTLEMENT

Number of Funding Applications Received

- 2023 – 5
- 2024 – 6
- **2025 – 10**

Number of Funding Applications Approved

- 2023 – 2
- 2024 – 5
- **2025 – 8**

Amount of Funding spent in Calendar Year

- 2023 – \$24,156
- 2024 – \$36,866
- **2025 – \$123,023**

Accrued Total of Funding Spent

- 2023 – \$26,321
- 2024 – \$63,187
- **2025 - \$186,210**




STATEWIDE HEALTH IMPROVEMENT PARTNERSHIP (SHIP)

- **Financial Support to Community Partners**

- 2023 - \$8,308
- 2024 - \$12,074
- **2025 - \$11,242**

- **Aitkin Food Hub Net**

- 2023 - \$12,121
- 2024 - \$12,157
- **2025 - \$3,816**



HEALTH EDUCATION

- **Number of Outreach Program Packets Distributed**

- 2023 – N/A program began in 2025
- 2024 – N/A program began in 2025
- **2025 - 446**

Number of Completed Compliance Checks



Congratulate & Educate

2023 – 20; 6 sold to underage buyers

2024 – 28; 9 sold to underage buyers

2025 – 29; 4 sold to underage buyers



Compliance

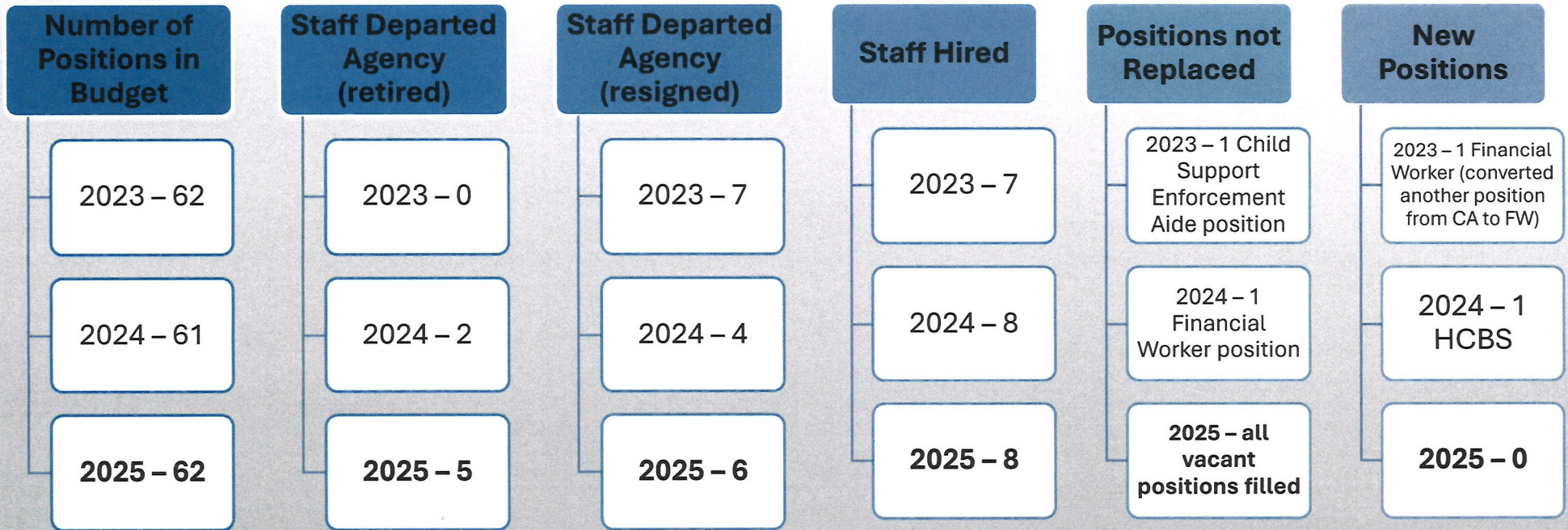
2023 – 22; 3 sold to underage buyers

2024 – 20; 4 sold to underage buyers

2025 – 20; 5 sold to underage buyers

COMMERCIAL TOBACCO FREE/ TOBACCO PREVENTION

STAFFING



Collected Public Assistance Program Overpayments

- 2023 - \$28,525
- 2024 - \$20,799
- **2025 - \$18,192**

Collected in Agency Claims

- 2023 - \$19,443
- 2024 - \$23,138
- **2025 - \$29,983**

Total Collected in Medical Assistance Estate Recovery

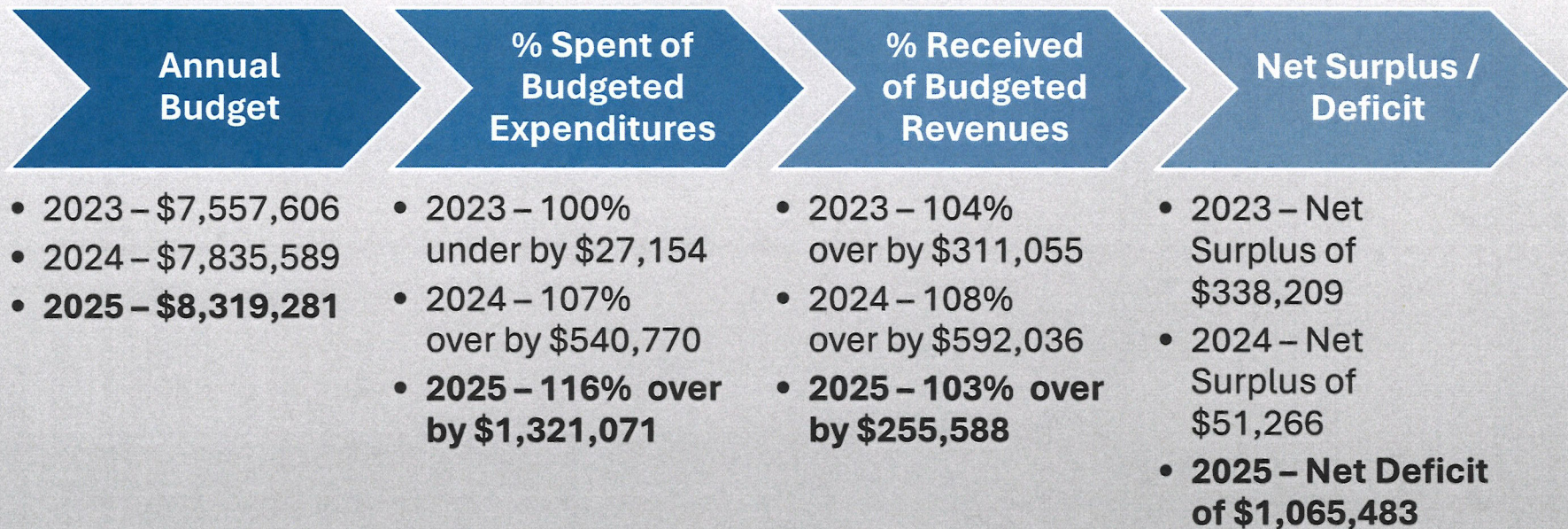
- 2023 - \$256,564
- 2024 - \$272,744
- **2025 - \$388,445**

Incentive Achieved for Aitkin County

- 2023 - 69,939
- 2024 - \$67,190
- **2025 - \$103,611**

FINANCIAL RECOVERY

BUDGET



RISKS & CHALLENGES AHEAD

- **HR 1 (One Big Beautiful Bill Act)**
 - SNAP benefit cost share based on payment error rate
 - Cost shift change of SNAP administrative costs from 50% to 25%
 - Work requirements for SNAP and Medicaid
 - More frequent eligibility requirements
 - Outdated systems cause duplication of work and errors
- **Minnesota African American Preservation and Child Welfare Disproportionality Act**
 - County Investments in staffing, training, and resource development
 - Unclear definitions and guidance
 - Significant administrative burden on counties
 - Requirement of Active Efforts
- **Potential Costs Shifts and Revenue Changes in the Home and Community Based Program**
 - Potential cost shifts back to counties – subcommittee will be providing 14 cost saving options to hopefully offset
 - Changes in MnCHOICES reimbursement in 2027
 - Increased number of MnCHOICES assessments
 - Increased care coordination cases due to health plan closures

RISKS & CHALLENGES AHEAD

- **Staffing**
 - Minnesota Paid Family Leave
 - New mandates in Financial and Child Protection
 - Increased need in Home and Community-Based Services
- **Governor's Proposed Budget**
 - Transition the Medicaid program from multiple managed care organizations to a single statewide administrative service organization
 - Shifts some Medical Assistance eligibility responsibilities from counties and tribal nations by July 1st, 2028
 - Funds a study for all Medicaid eligibility processing to be transferred to the state by 2032
 - The state will manage the new federal Medical Assistance work requirements rather than passing that work on to counties
 - Reforms waiver case management by phasing out contracted case management by July 1, 2031
 - Funding for outdated technology systems such as MAXIS
 - Adding staffing at state level to address back log of MnCHOICES assessment across the state
 - Conduct a Comprehensive Study on role of the state, counties and Tribal Nations administering human services programs. Recommended changes in the 2029 legislative session.

QUESTIONS